



Agile furniture solutions by VS

# EARLY CHILDHOOD





## Table of Contents

Learning and working with Shift+ .....	8
Learning and working with TriTable-II.....	18
Learning and working with LearnBox.....	24
Open spaces and support.....	26
Rooms for teaching staff .....	34
The lunch table.....	36
Certificates .....	40



1940 Abbott Street | Charlotte, NC 28203

704.378.6500

[info@vsamerica.com](mailto:info@vsamerica.com)

[www.vsamerica.com](http://www.vsamerica.com)

[www.facebook.com/vsamericainc](https://www.facebook.com/vsamericainc)

**Educational Furniture.** To design inspiring spaces for learning – that has always been the vital challenge that VS has set for itself. As one of the leading manufacturers of school furniture and a full-range supplier with a wide portfolio, this is exactly what we offer our customers: comprehensive, stimulating furniture solutions for educational establishments. In addition, we offer an extensive range of services such as planning, project support, and customer service.

Our products stand out for their quality, functionality, and durability, as has been proved by comparisons worldwide. The issue of sustainability is extremely important for us. And so too, of course, is safety.

We hope you enjoy browsing, discovering new ideas, and planning your space! If you need answers to any questions, advice, or project support, our qualified customer support staff will be delighted to assist you personally.



**Bringing imagination  
and curiosity to life**



What an important step: entering the world of school! We want to shape school as a place for learning and living, where students feel at ease right from the very beginning. And where they learn efficiently and enthusiastically, enjoying new discoveries.

In the following pages, you will find ideas for rooms that make these inspiring learning spaces possible. They are specially created to meet the needs of children in pre-K and elementary schools, while offering complete freedom for a vibrant teaching approach.

With differentiated, individually tailored solutions, it is possible to respond to the personality and potential of each individual child. Effective learning is anything but one-dimensional. There are many active ways to make new topics accessible.

That is why the spaces must be versatile and easily transformed and equipped to meet changing needs. Because children do not learn only as a class but also on their own, in pairs, or in small groups.

We develop the ideas behind our room concepts in cooperation with experts from the fields of pedagogy, teaching and school practice, interior architecture, trend and behavioral research, and ergonomics. Through their knowledge, our cooperative partners always take us that bit further — so we can provide schools with the exact room concepts they need.

**Inspiring:**

# **Room ideas for pre-K and elementary schools**

**Designing spaces for interaction  
and communication.**



## Encouraging versatile learning

The new learning spaces open up rooms and permit a wealth of educational possibilities. They require versatile furniture – tables and chairs that the children can quickly group together to meet the needs of any given teaching phase. The rhythm of changing activities that characterizes the school day is possible without time-consuming reorganizations.

Learning environments can be designed in such a way that the children are always involved – by having ideas and helping to plan and design the room. This maintains interest and students stay engaged and interested in making new discoveries. So now the adventure of school can begin – fresh, every day.

**Learning  
Workshop**







## A space for complete freedom

Furniture that reacts perfectly to every change, turning traditional classrooms into modern learning workshops. In one room, it provides all the design freedom that creative teaching with its multi-faceted methods and organizational forms requires.

Work at a workstation, group discussions, teamwork, individual assistance, silent concentration, teacher-centered teaching – everything is possible here. In exactly the way the teaching environment requires.

And the space can be restored to its basic configuration again at any time – ready to be redesigned for the next challenge.





## Creating adaptable learning environments

Designing learning spaces means designing communication. Because every environment influences the interactions that are to take place within it.

For instruction phases and presentations, the furniture in the room is best set up facing the front. With this arrangement, the entire group can face the person who is presenting the information and concentrate on them - whether they are a teacher introducing new material or a student delivering a presentation.

Any group work that follows the instruction phase can be organized quickly thanks to mobile, easily combined student tables. The individual tables can simply be moved together to form larger groups.





**Instruction**

## Moving away from the teacher-centered focus

Agile furniture makes a whole range of new possibilities available in the classroom. For phases involving project work, for example, forward-facing furniture arrangements can be reorganized into a number of different sections where various separated areas are side-by-side - with circular forms, snake-like lines, configurations for teams or groups, and more.

This versatility provides space for many different activities. For researching and discovering, inventing and imagining, constructing and designing, searching and documenting, organizing and conceptualizing. The classroom becomes a workshop.



Project work



**Non-guided  
work**



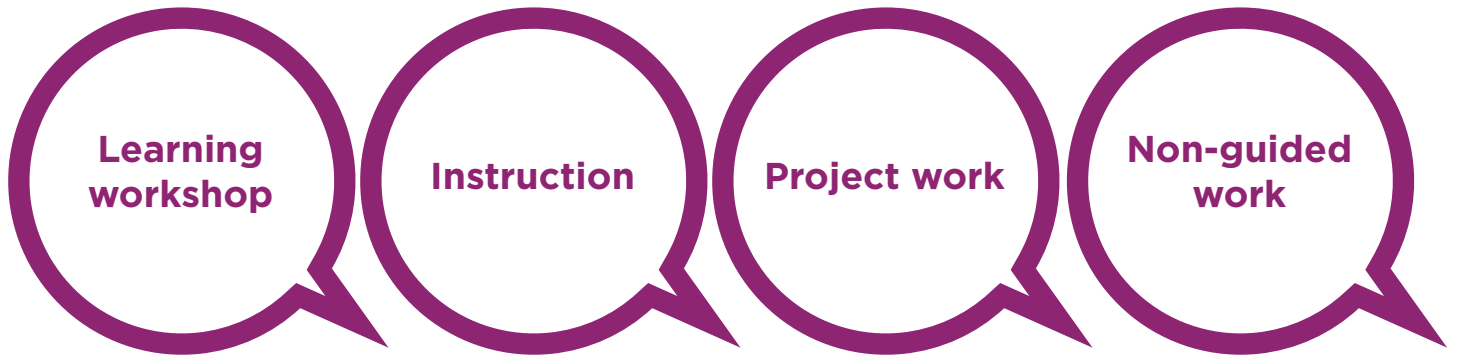


## The step towards open teaching

In pre-K and elementary schools in particular, non-guided work is an interesting way to promote individual capabilities. When children work in this way, they have the freedom to choose the content they want to learn, and they can design their own personal learning process. They themselves decide how they will approach a topic and search for the corresponding material. In this way, it is possible to organize individualized, differentiated learning in mixed learning groups.

This variety places special demands on the furniture that go beyond the capabilities of standard solutions. What is needed is extremely agile furniture that is easy to move and combine and can be rearranged quickly and easily.





## Furniture for a more versatile teaching approach

With the Shift+ product line, rooms can be rearranged quickly and easily to meet changing requirements. Students and teachers are able to create new layouts without the need for any external help. In this way, classrooms gain a whole new perspective – permitting a wider range of teaching options.

The Shift+ ThumbPrint student desk is lightweight and has two castors to make it easy to move. The convex or concave sides of the desks offer many different options when the units are moved together and many imaginative combinations are possible instead of rigid gridlike layouts.

Mobile group tables can be quickly moved to exactly where they are needed.

The PantoSwing-LuPo, a forward-flexing cantilever chair, is comfortable to sit on, even throughout a long school day. The Hokki active wobble stool is available as a fun-loving temporary seating alternative to allow the children to express their love of movement.

The Shift+ Landscape seating elements can also be integrated into the layout to create differentiated areas in the room. For floor-level activities, the Drum is the table that children love.

The Shift+ Transfer mobile shelving units can be used anywhere in the room, for example in order to provide certain materials needed for group work.

Naturally, the teacher is also free to move unhindered through the classroom. The Shift+ Interact mobile teacher lectern is an ever-present companion in the different spaces in the room where the teacher has to work.



**PantoSwing-LuPo**  
Forward-flexing cantilever chair



**Shift+ ThumbPrint**  
Stackable four-legged desks



**Shift+ Interact**  
Height-adjustable teacher's lectern



**Shift+ Fusion**  
Four-legged table





**Shift+ Transfer**  
Mobile shelving units



**Drum**  
Stackable cylinder table with storage space



**Hokki**  
Stool



**Shift+ Landscape**  
Soft seating elements

Teamwork





## Working together to find solutions

When working in pairs, two students are given a task to work on together. When they do this, they can talk to one another about their prior knowledge, their different approaches to finding a solution, or the mistakes they have made. And work together in the best possible way to achieve their goal.

Along with the processing of the content and the support for communication abilities this brings, it also helps develop students' social skills. The students learn to consider and appreciate other points of view.

This type of working with a partner can easily be integrated in everyday teaching. With mobile tables, partners can join one another quickly and easily.





## Finding one's place in the group

Group work is a popular form of organization. In this learning environment, triangular tables have an advantage in that they can be combined to almost any size. Because the tables are equipped with castors, even young students can move them easily.

In the same way as when working with a partner, group work also imposes social demands. Everyone must take into account other group members' viewpoints, while still getting their own ideas across. Only in this way is cooperative work possible. It involves not only content, but also social education.



Teamwork





**PantoSwing-LuPo**  
Forward-flexing cantilever  
chair



**TriTable-II**  
Triangular table



**Shift+ BaseStation**  
Semicircular tables

## Making learning right for children

For team and group work, it is necessary to have a basic table that can be put together in many different ways depending on the size of the group. That's exactly what the TriTable-II triangular table allows. It opens up a whole range of possible combinations - the individual triangular tables can be rapidly combined for many different sizes of groups. A castor on one leg makes the tables easy to move and combine.

The PantoSwing-LuPo, with its comfortable air-cushioned seat shell, is a perfect student chair to pair with this table. With the Shift+ Interact mobile teacher lectern, the teacher can move around the classroom accompanied by his or her own workplace.

What is the easiest way to create differentiated learning environments that offer different solutions for different children?

The answer is the mobile Shift+ Landscape shelving units and seating elements, or the comfortable Landscape carpets, mats, and back support rolls for floor-level activities. These items, in addition to the active Hokki stool, allow children to learn and remain active in a way that matches their natural need for movement.






**Series 800**  
Shelving



**Hokki**  
Stool



**Shift+ Landscape**  
Seat mats, carpets, and  
back rolls



**Shift+ Landscape**  
Soft seating elements



**Shift+ Interact**  
Height-adjustable teacher's  
lectern



**Shift+ Transfer**  
Mobile storage cabinets





## Islands for concentrated study

There are times when learning simply needs peace and quiet. Peace, quiet, and structure. But how is it possible to install as many of these individual student workplaces as possible in a single room, and still leave enough space for other activities? After all, the space available in a school is always limited.

Our suggested solution combines student desks and mobile individual storage solutions, like the LearnBox, to create study nooks. This is a space for homework, for concentrated learning, and for self-organized learning processes.

Here, students have their own workplace which they can design however they like. Everyone has their own tasks, their own learning jobs so to speak, which they perform by themselves. And if help is needed, a teacher or homework supervisor is close by to lend a hand.



**PantoMove-LuPo**  
Star-foot chair




**TriTable-II**  
Triangular table



Study nooks



**LearnBox**  
Mobile storage cabinet



**Series 800**  
Shelving

**Support**





## Floor-level learning

When children spend all day at school, they need comfortable places where they can do their homework with someone there to help if needed. In pre-K and elementary schools, it is important to use items children can enjoy, designing these open areas in an attractive way that promotes learning.

Alongside conventional furniture such as tables and chairs, inviting, playful elements are important here. Elements that allow children to learn and work at floor level. Whether lying down, sitting, or crouching – whatever the posture that matches their natural learning style.

This brings variety to the space and gives children the freedom to help design and organize their everyday activities themselves, under the teacher's supervision.



## Enjoying free time to the fullest

Even at school, it is possible to feel at home. Provided that there are open spaces that are completely dedicated to recovery and relaxation. Periods of free time between learning and work phases structure a child's school day, and make it lively and appealing.

These areas should be inviting, with a cozy, familiar appearance that does not immediately make you think of school. This is possible using child-friendly solutions, such as seating surfaces and mats that allow children to perform their activities at floor level in a way that children like, and that optimally matches their natural behavior. The school day is long, which is why it is important to enjoy periods of free time to the fullest and develop the desire for new challenges.





**Break**





## The time to get moving

When break time approaches, the class quickly starts to move. After periods of attention and learning, the children have to express their need to move. Only then can they pay attention and concentrate again later in the day.

During breaks, therefore, there must be an incentive to move. Playing, swaying, and testing one's abilities in an environment that encourages and develops children's motor skills. With child-friendly furniture, this is simplicity in itself.



**Support**



**Free time**



**Break**





## A child-friendly play and learning space.

The more time children spend at school, the more important it is to have spaces in which they can feel at ease when they have free time, are enjoying a break, or receiving support. That is why it is vital to have furniture that makes the school day lively and varied in a child-friendly way. One example is the Drum cylindrical table with its robust plastic body.

The Drum table is so light that children have no difficulty using it. Under its cover panel it offers ample storage space for carpets, mats, back support rolls, among other items.

What is more, the Drum is easy to maneuver, fits into any corner, and can be quickly moved to the center of the activity. The cover panel is also available with a pencil holder.

The Drum, carpets, mats, and back roll supports from the Landscape concept are the ideal complement to the Shift+ Transfer and Shift+ Landscape products. When used in combination with these mobile student desks, shelving units, and seating elements, they can be used to their fullest potential. The result is a child-friendly learning space that inspires well-being throughout the school day.



**PantoSwing-LuPo**  
Forward-flexing cantilever chair



**Shift+ ThumbPrint**  
Stackable four-legged desks



**Shift+ Interact**  
Height-adjustable teacher's lectern




**Shift+ Transfer**  
Mobile shelving units



**Drum**  
Stackable cylinder table with storage space



**Hokki**  
Stool



**Shift+ Landscape**  
Seat mats, carpets, and back rolls



**Shift+ Landscape**  
Soft seating elements



**TriTable-II**  
Triangular table

## Work room for the teaching staff

For teachers, a day at school also means a full day's work. What they need most of all is a space of their own where they can concentrate on completing all their work - a work room in the school.

The staff room fulfills other functions as well. It should therefore be set up in a way that permits a range of uses. For example, with areas for relaxation and quiet communication. Finally, it also provides a place of retreat where teachers can catch their breath between demanding periods of teaching.

With differentiated areas for work and discussions, the staff room needs the right furnishings for the multi-faceted demands that arise during the teaching day: for informal team discussions, for an exchange of opinions in small groups, for meetings involving all the teaching staff - as well as for individual work.

Last but not least, high-quality furniture and equipment show the teaching staff that their demanding work is truly appreciated. An atmosphere in which people feel at ease supports a team culture within the teaching staff.



**PantoMove-Soft**  
Star-foot chair



**Cross**  
Single table



**LearnBox**  
Mobile storage cabinet



**eddy**  
Personal storage

Staff room



**Series 800**  
Shelving



**Series Lounge**  
Upholstered seating  
elements

## The power supply in the school

A break-time sandwich is not enough to get through a long day at school. By lunchtime at the latest, everyone needs to refuel – and an inviting cafeteria is exactly the place to do so.

But eating is not the only thing that happens here. The cafeteria is also a place where everyone in the school can meet and talk. It is where everyone who learns and works in the school can get together.

The furniture must cater to all this variety. The tables can quickly be arranged in stimulating rows where large numbers of people can sit and eat. Smaller tables can be used to extend these arrangements as required.

Last but not least, a cafeteria must be practical and easy to maintain. Here, it is the little details in the furniture that make all the difference – are the tables and chairs robust enough to withstand the demands of everyday school life? Can the surfaces be wiped clean easily? Can the chairs be suspended on or under the tabletop in order to sweep the floor? We think of this type of detail when we start to design our furniture and incorporate them in our products.



Cafeteria



## Now one thing, now another

Small schools have no need for a large cafeteria. If space is limited, the room may be used for different things during the day.

Just how functional this type of multipurpose space actually is depends to a large extent on the furniture. It needs tables and chairs that are easy to combine and make it possible to create different configurations without great effort – with furniture such as the stackable LiteTable, for example. Despite its light weight, it is extremely robust. Equipped with castors, it is easy to move and can be combined to form groups. It is also just as easy to stack the tables and move them to one side when the room has to be used for something else.

The Puzzle freeform table is another shining example of versatility. With its organic indentations it offers a large usable table surface. And if a single table reaches the limits of its capacity, others can simply be added to it. The tabletops can be precisely matched up against one another.

The Compass-VF four-legged chair is a practical multipurpose chair, and can be stacked and stored out of the way until extra chairs are needed.

The height-adjustable RondoLift-KF table offers mobility and variety in the classroom, allowing the user to quickly and easily change from a sitting to a standing position.



**LiteTable**  
Stackable table



**Compass-VF**  
Four-legged chair



**PantoMove-Soft**  
Star-foot chair



**RondoLift-KF**  
Height-adjustable sit-at  
and stand-at table

**Multi-purpose  
room**



**Puzzle**  
Freely-shaped table



**Series 800**  
Shelving

**Useful information:**

# **Certificates**

**Labels of quality and  
environmental certificates for  
VS furniture and materials.**





## Strictly monitored and safe

We feel a responsibility towards our employees, our environment, and society. Our corporate principles include sustainability in production and the durability of our furniture. We regularly subject our products to independent inspections regarding their quality, safety, and environmental responsibility.

We manufacture all our furniture in Germany in an environmentally responsible and equitable way. We design our tables and chairs to fulfill ergonomic criteria. Prestigious national and international certificates testify to our high standards in terms of environmentally responsible production quality.

## Certificates



Fire protection classification in accordance with DIN EN 1021, Part 1 (medium), DIN EN 1021 Part 2 (medium), and DIN 54341 (high)



Label issued by the Healthy Backs Campaign (Aktion Gesunder Rücken e.V) for products that are very highly recommended due to their ergonomic design



The BIFMA sustainability standard

Awarded by the Business Institutional Furniture Manufacturers Association



GS "tested safety" label - awarded by the TÜV inspection authority on the basis of the German legislation on product safety



"Greenguard - Indoor Air Quality" certificate, the U.S. equivalent of the LGA "pollutant-tested" certificate



LGA "pollutant-tested" certificate guarantees that the pollutant limit values correspond to or are well within the legal requirements



PEFC certificate for timber from sustainably managed forests and controlled sources



Quality label of the Federal association for posture and movement promotion (Bundesarbeitsgemeinschaft für Haltungs- und Bewegungsförderung e.V)



## CONTACT VS AMERICA

Our team is here to help you every step of the way, from concept to completion. Don't hesitate to reach out to us for assistance as you explore our ergonomic, mobile furniture solutions.

**Phone: 704.378.6500**

**Email: [info@vsamerica.com](mailto:info@vsamerica.com)**

**Website: [www.vsamerica.com](http://www.vsamerica.com)**

We look forward to hearing from you.

## Agile furniture solutions by VS



VS America, Inc. | 1940 Abbott St. Charlotte, NC 28203 | Phone: 704.378.6500

[www.vsamerica.com](http://www.vsamerica.com)

 [facebook.com/vsamericainc](https://facebook.com/vsamericainc)  [twitter.com/vsamerica](https://twitter.com/vsamerica)  [youtube.com/vsamericainc](https://youtube.com/vsamericainc)

art no. EC 3/01/18 V02